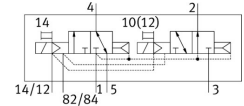




Solenoid valve VUVG-B18-T32H-AZT-F-1R8L

Part number: 8031539

FESTO



 [General operating condition](#)

Data sheet

| Feature | Value |
|---|--|
| Valve function | 2x3/2-way, open/closed, monostable |
| Type of actuation | Electrical |
| Valve size | 18 mm |
| Standard nominal flow rate (standardised to DIN 1343) | 790 l/min |
| pneumatic working port | Flange |
| Operating voltage | 24 V DC |
| Operating pressure | 0.15 MPa ... 1 MPa |
| Operating pressure | 1.5 bar ... 10 bar |
| Design | Piston gate valve |
| Type of reset | Pneumatic spring |
| Approval | RCM c UL us - Recognised (Oil) |
| CE mark (see declaration of conformity) | To EU EMC Directive To EU Low Voltage Directive In accordance with EU RoHS Directive |
| UKCA marking (see declaration of conformity) | To UK RoHS instructions To UK regulations for electrical equipment |
| Degree of protection | IP65 With plug socket |
| Nominal size | 5.7 mm |
| Exhaust-air function | Can be throttled |
| Sealing principle | Soft |
| Mounting position | Any |
| Manual override | Detenting Non-detenting Concealed |
| Type of piloting | Piloted |
| Pilot air supply | External |
| Symbol | 00992909 |
| lap | Overlap |
| Pilot pressure | 0.15 MPa ... 0.8 MPa |
| Pilot pressure | 1.5 bar ... 8 bar |
| Switching time off | 27 ms |
| Switching time on | 13 ms |
| Duty cycle | 100% |
| Max. positive test pulse with 0 signal | 700 µs |
| Max. negative test pulse with 1 signal | 900 µs |
| Characteristic coil data | 24 V DC: 1.0 W |

| Feature | Value |
|---|--|
| Permissible voltage fluctuations | +/-10% |
| Operating medium | Compressed air to ISO 8573-1:2010 [7:4:4] |
| Note on operating and pilot medium | Lubricated operation possible (in which case lubricated operation will always be required) |
| Vibration resistance | Transport application test with severity level 2 to FN 942017-4 and EN 60068-2-6 |
| Restrictions for environmental and media temperature | -5 - 50 °C Without holding current reduction |
| Shock resistance | Shock test with severity level 2 to FN 942017-5 and EN 60068-2-27 |
| Corrosion resistance class CRC | 2 - Moderate corrosion stress |
| LABS (PWIS) conformity | VDMA24364-B1/B2-L |
| Cleanroom suitability, measured according to ISO 14644-14 | Class 5 according to ISO 14644-1 |
| Media temperature | -5 °C ... 60 °C |
| Pilot medium | Compressed air to ISO 8573-1:2010 [7:4:4] |
| Ambient temperature | -5 °C ... 60 °C |
| Product weight | 164 g |
| Electrical connection | 3-pin M8x1 A-encoded to EN 61076-2-104 Plug |
| Type of mounting | On manifold rail |
| Note on materials | RoHS compliant |
| Material seals | HNBR NBR |
| Material housing | Wrought aluminium alloy |