



SITOP BUF8600/10S/40A

SITOP BUF8600 10s buffer module for PSU8600 buffer capacity 10 s/40 A with dual-layer capacitors maintenance-free



memory	
type of energy storage	Double-layer capacitors
design of the mains power cut bridging-connection	Backup time with 40 A load current: 10 s
buffering time for rated value of the output current in the event of power failure	10 000 ms
load time typical	10 min; at 400 V
output	
output current	
• rated value	40 A
protection and monitoring	
display version	3-color LED for operating state module
• for normal operation	LED green for "buffer standby exist"
• in buffering mode	LED yellow for "buffered mode"
interfaces	
product function communication function	Yes
design of the interface	Ethernet/PROFINET via power supply unit PSU8600
safety	
operating resource protection class	Class III
protection class IP	IP20
standard	
• for emitted interference	EN 55022 Class B
• for interference immunity	EN 61000-6-2
standards, specifications, approvals	
certificate of suitability	
• CE marking	Yes
• UL approval	Yes; cULus-Listed (UL 508, CSA C22.2 No. 107.1), File E197259
• CSA approval	Yes; cCSAus (CSA C22.2 No. 62368-1, UL 62368-1)
• EAC approval	Yes
• SEMI F47	Yes
type of certification CB-certificate	Yes
MTBF at 40 °C	1 190 747 h
standards, specifications, approvals hazardous environments	
certificate of suitability	
• ATEX	No
• cCSAus, Class 1, Division 2	No
standards, specifications, approvals marine classification	
shipbuilding approval	Yes
Marine classification association	
• American Bureau of Shipping Europe Ltd. (ABS)	Yes
• Det Norske Veritas (DNV)	Yes

ambient conditions			
ambient temperature <ul style="list-style-type: none">during operationduring transportduring storage		-25 ... +60 °C; with natural convection -40 ... +70 °C -40 ... +70 °C	
environmental category according to IEC 60721		Climate class 3K3, 5 ... 95% no condensation	
connection method			
type of electrical connection <ul style="list-style-type: none">for control circuit and status message		Plug-in terminal with screw connectors X1, X2 (control contact) and 13,14, 23, 24 (message signals): 1 screw terminal each for 0.2 ... 1.5 mm²	
suitability for interaction modular system		Yes	
type of connection to system components		Via integrated connector	
mechanical data			
width × height × depth of the enclosure		125 × 125 × 150 mm	
installation width × mounting height		125 × 225 mm	
required spacing <ul style="list-style-type: none">topbottomleftright		50 mm 50 mm 0 mm 0 mm	
fastening method <ul style="list-style-type: none">standard rail mountingS7 rail mountingwall mounting		Snaps onto DIN rail EN 60715 35x15 Yes No No	
housing can be lined up		Yes	
net weight		1.95 kg	
accessories			
mechanical accessories		Device identification label 20 mm × 7 mm, TI-grey 3RT2900-1SB20	
further information internet links			
internet link <ul style="list-style-type: none">to website: Industry Mallto web page: selection aid TIA Selection Toolto website: Industrial communicationto website: CAX-Download-Managerto website: Industry Online Support		https://mall.industry.siemens.com https://www.siemens.com/tstcloud https://siemens.com/industrial-communication https://siemens.com/cax https://support.industry.siemens.com	
additional information			
other information		Specifications at rated input voltage and ambient temperature +25 °C (unless otherwise specified)	
security information			
security information		Siemens provides products and solutions with industrial cybersecurity functions that support the secure operation of plants, systems, machines and networks. In order to protect plants, systems, machines and networks against cyber threats, it is necessary to implement – and continuously maintain – a holistic, state-of-the-art industrial cybersecurity concept. Siemens' products and solutions constitute one element of such a concept. Customers are responsible for preventing unauthorized access to their plants, systems, machines and networks. Such systems, machines and components should only be connected to an enterprise network or the internet if and to the extent such a connection is necessary and only when appropriate security measures (e.g. firewalls and/or network segmentation) are in place. For additional information on industrial cybersecurity measures that may be implemented, please visit www.siemens.com/cybersecurity-industry . Siemens' products and solutions undergo continuous development to make them more secure. Siemens strongly recommends that product updates are applied as soon as they are available and that the latest product versions are used. Use of product versions that are no longer supported, and failure to apply the latest updates may increase customer's exposure to cyber threats. To stay informed about product updates, subscribe to the Siemens Industrial Cybersecurity RSS Feed under https://www.siemens.com/cert . (V4.7)	
Classifications			
		Version	Classification
	eClass	14	27-04-07-05
	eClass	12	27-04-07-05
	eClass	9.1	27-04-07-05
	eClass	9	27-04-07-05



eClass	8	27-04-06-90
eClass	7.1	27-04-06-90
eClass	6	27-04-06-90
ETIM	9	EC000382
ETIM	8	EC000382
ETIM	7	EC000382
IDEA	4	4149
UNSPSC	15	39-12-10-11

Approvals Certificates

General Product Approval



[Manufacturer Declaration](#)[Declaration of Conformity](#)



General Product Approval

Marine / Shipping





last modified:

6/24/2024 